



Event Speakers  
**Meet Our First Speakers**

# Prinknest

Virtual Event Platform



Discover Event Ticket Price  
**Explore Pricing Policies**

Single day pass	All day pass	All day pass
<b>\$150</b>	<b>\$250</b>	<b>\$450</b>
<ul style="list-style-type: none"><li>• One catered lunch</li><li>• Afternoon snacks</li><li>• Fun swag</li><li>• Entrance Afterparty</li></ul>	<ul style="list-style-type: none"><li>• Fun swag</li><li>• Afternoon snacks</li><li>• One catered lunch</li><li>• Entrance Afterparty</li></ul>	<ul style="list-style-type: none"><li>• Unlimited Entrance</li><li>• Afternoon snacks</li><li>• One catered lunch</li><li>• Fun swag</li></ul>

The screenshot shows the Prinknest website interface. At the top left is the Prinknest Technology LLP logo. The navigation menu includes Home, About, Schedule, Speakers, Sponsors, and a search bar. A 'Book Tickets' button is visible in the top right. The main banner features a man in a suit standing in front of a virtual stage with red seats. Text on the banner includes 'Promoted Stories of Prinknest Marketing 2020', dates '23-25 June, 2021', and contact information for Prinknest Technology LLP. A 'Purchase Ticket' button is located at the bottom left of the banner.

# Prinknest's Virtual Event Platform

Prinknest Technology LLP is a Start-Up India recognized **Event Tech** company, offering services in the field of Digital & Virtual Events.

We are offering technology solution to event management companies, agencies or end clients to manage their Virtual & Hybrid events effectively. Prinknest Technology LLP offering end-to-end solutions to host a Virtual event, which includes:

• Event Landing Page & Registration Page Creation	• 3D or 2D Exhibition with design & theme creation
• Individual & Group Webinars	• Live Product Launch or Demo
• B2B Appointments for Visitors & Booth Owners	• Live Chat (Group/Individual) & Networking
• Selfie Booth & Social Media Posts	• Live Poll & Client Engagement activities
• Q&A Session	• Low Cost Managed Cloud Hosting with any number of participants



# Landing Page & Registration





Landing page with multiple session based registration. Paid and Free both type of registration facility.



#### Day Long Meetup

How you transform your business as  
technology, consumer, habits  
industry dynamic



#### Meet the Leaders

How you transform your business as  
technology, consumer, habits  
industry dynamic




#### Ask Questions

How you transform your business  
technology, consumer, habits  
industry dynamic

# Registration & Login with session

ANNUAL DEBT MARKET CONCLAVE

  
Prinknest  
Technology LLP

**INDIAN DEBT MARKET:  
EXPANDING THE HORIZON**

Login Register

Name\* Official Email\*


Organization Name\* Designation\*

Keen to attend a session

Keynote Address  Session 1  
 Session 2  Session 3  
 Session 4  Fireside Chat  
 Entire Event

Within the overall theme of the event, the certain specific points you would like to be covered in the discussion:

Register

 Support




# 3D Virtual Events



# 3D Virtual Event - Lobby

We are successfully organizing 3D & 2D digital events and delivering seamless services to our clients. Our expertise helps us in making the events successful.

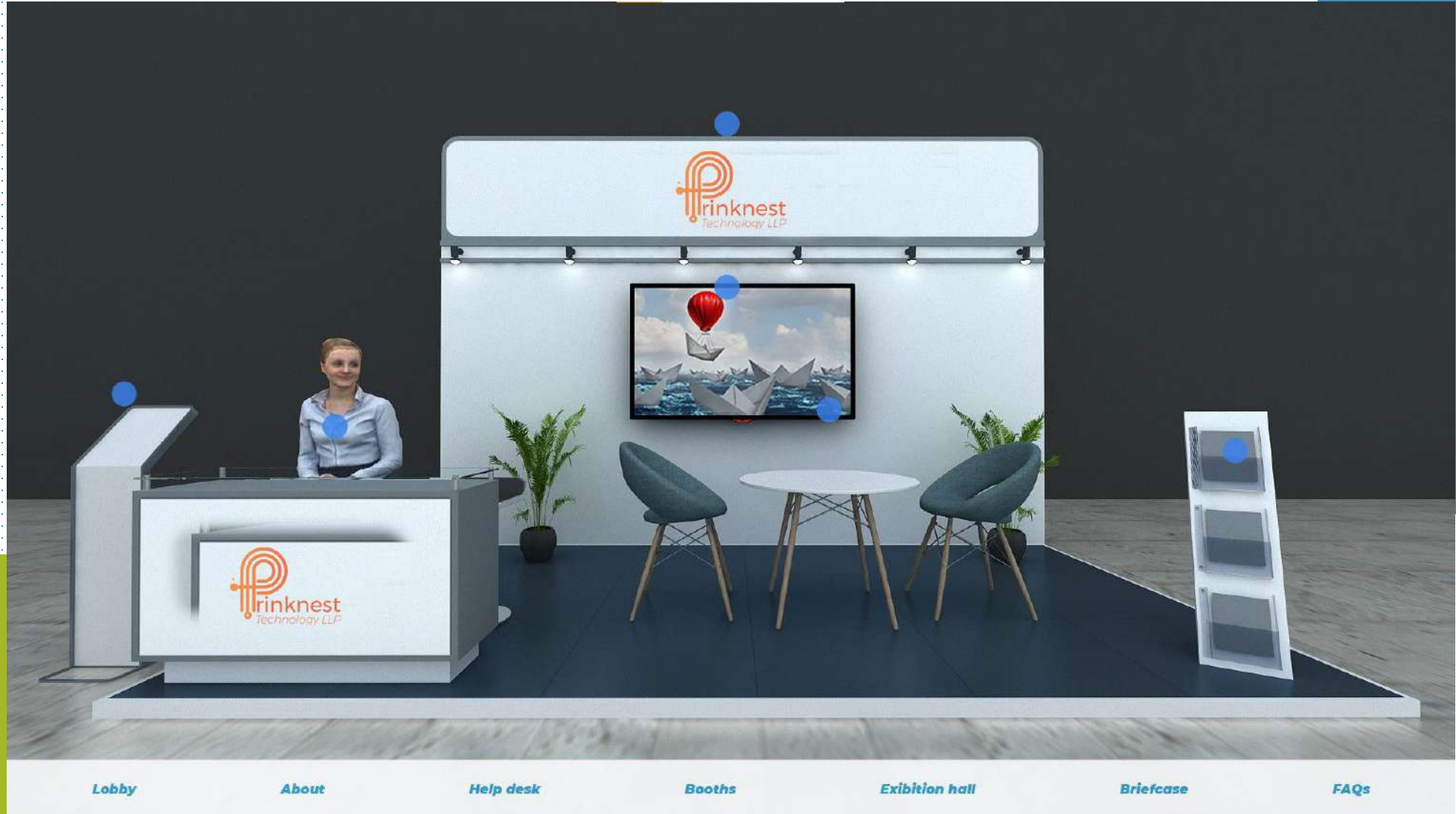
No matter whether it is an internal or public virtual event, we are keen and committed to delivering a superb experience to our clients. From integration to going live, we take care of all your customized preferences with our years of expertise.



# 3D Virtual Event – Exhibition Hall



# 3D Virtual Events - Booth

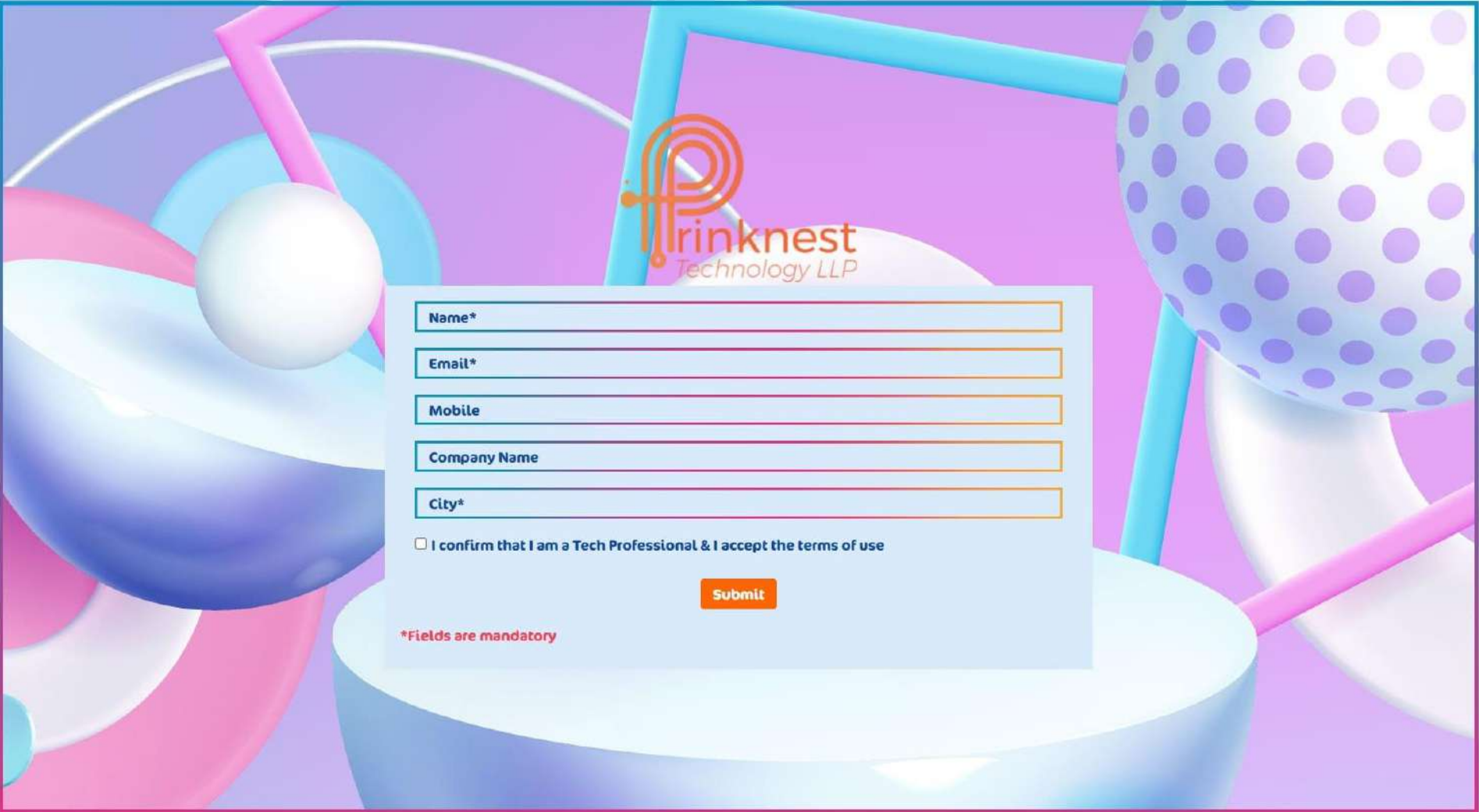





# 2D Virtual Events



# 2D Virtual Events





Name\*

Email\*

Mobile

Company Name

City\*

I confirm that I am a Tech Professional & I accept the terms of use

**Submit**

\*Fields are mandatory

# Post Login – Possible Options




# Webinar & Live Product Launch

The screenshot shows a webinar interface with a dark background. At the top, there is a yellow arrow icon on the left and a text box containing "Your Announcement here....." on the right, with a user icon and a speaker icon. The main content area is framed by logos of sponsors: Google, Infosys, intel, Prinknest Technology LLP, and TATA CONSULTANCY SERVICES on both the left and right sides. In the center, the title "THE GLOBAL WAR FOR TALENT IN A #BRAVENEWWORLD" is displayed above a video player showing a play button. Below the video, the name "Dr. Shashi Tharoor" is listed with his title: "Chairman of the All India Professional's Congress" and "Member of Parliament, Author". To the left of the video are two smaller speaker portraits: "Cyrus Broacha" (TV Anchor, Thought Personality, Columnist, Author) and "Gyan Nagpal" (Award-winning Talent Strategist, Leadership Coach, Author). To the right are two more: "Poorvi Chothani" (Managing Partner, LawGuest) and "Bhaskar Bhat" (Chairman of TATA SIA Airlines - Vistara, People's Leader). At the bottom, there are three yellow buttons labeled "CHAT", "Q & A", and "POLL".

# Virtual Event – Multiple Sessions

The screenshot displays a virtual event interface with a dark background. At the top center, there is a text box labeled "Your Announcement here.....". Below this, a central video player shows two women on a stage. The woman on the left is wearing a blue sari, and the woman on the right is wearing a yellow and orange sari. A play button is overlaid on the video. To the right of the video, there is a red vertical banner with the FICCI logo and a YouTube logo. Below the video, the text "FICCI FAST FORWARD" is displayed in large, bold, black letters. The interface is surrounded by various navigation and utility icons. On the left side, there are five yellow icons: a back arrow, a menu icon, a volume icon, a chat icon, and a share icon. On the right side, there are five yellow icons: a profile icon, a volume icon, a chat icon, a "Q & A" icon, and a share icon. At the bottom, there are three yellow buttons labeled "MAIN TRACK", "BREAKAWAY-1", and "BREAKAWAY-2". On the far left and right edges, there are vertical bars in light green and light blue colors, respectively.

# Virtual Event – Multiple Sessions



# Feedback Form with different input types

AGENDA    PANEL DISCUSSION    KEYNOTE SESSION    VIRTUAL LIBRARY    EXIT

SKIP HIGHLIGHTS

Selfie

Poll

1. I found the content relevant and useful for my practice.

2. The speaker covered all relevant areas expected from the topic.

3. I increased my knowledge on Virtual Event by attending this activity.

4. The Digital Event was very well organised.

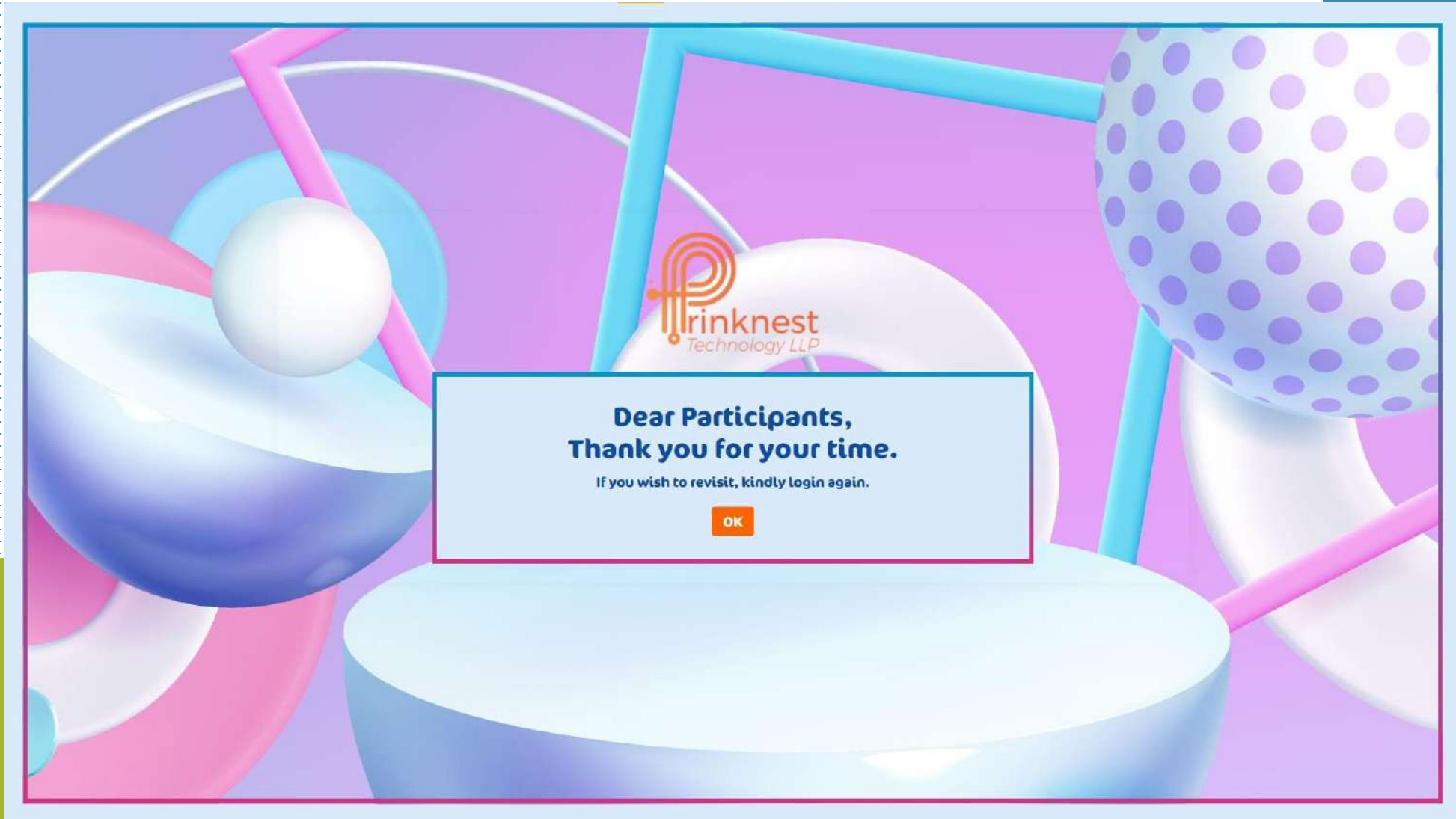
5. Overall rating of the event.(Min1 and Max 5)

6. Suggestion for future programs.

Message us

QNA

# Thank You Page





# Virtual Event's Features



# Platform Independent



The image shows a smartphone on the left and a laptop on the right, both displaying a login form. The form fields are: Name\*, Email id\*, Mobile number, Hospital Name, and City\*. There is a checkbox for "I accept the terms of use" and a "SUBMIT" button. The text "Prinknest.com" is visible in the bottom left corner of the smartphone screen.

**Login**  
**Anytime. Anywhere.**

# Live Poll & Result

AGENDA    PANEL DISCUSSION    KEYNOTE SESSION    VIRTUAL LIBRARY    EXIT

1. How was the event?

Response	Percentage
Good	26%
Better	21%
Best	37%
So So	16%

Legend: Good (teal), Better (yellow), Best (red), So So (grey)

Selfie    SKIP HIGHLIGHTS    Poll

Message us    QNA

# Live Chat & Helpdesk

The screenshot shows a virtual event interface with a black background. At the top, there are navigation tabs: AGENDA, PANEL DISCUSSION, KEYNOTE SESSION (with a close icon), VIRTUAL LIBRARY, and EXIT. In the top right corner, there is a 'SKIP HIGHLIGHTS' button. The main content area features the text 'LIVE Business Information' in white and yellow. Below this, there are three bar charts and a line graph, all in white and yellow. Underneath the charts is a white icon of four people sitting around a table. At the bottom of the main area, the text 'On the Spot' is displayed in yellow. In the bottom right corner, there are two buttons: 'Poll' and 'QNA'. On the left side, a white chat window is open, titled 'Message us'. It shows a profile for 'PH Prinknest Helpdesk' with the text 'Ask us anything - we'll get back to you here or by email.' and a note 'We run on Chatra'. A message input field is visible at the bottom of the chat window.

# Q&A with upvote & position change

The screenshot shows a Q&A interface with a dark background. At the top, there are navigation tabs: AGENDA, PANEL DISCUSSION, KEYNOTE SESSION, and VIRTUAL LIBRARY. On the right side, there is an 'EXIT' button and a green notification box that says 'Question Added Successfully'. Below the notification is a 'SKIP HIGHLIGHTS' button. The main content area is a light-colored box containing a list of four questions, each with an upvote icon and a plus sign for more options:

- How to search anything? -Vipin
- How To get Any Thing -vipin
- What is the agenda for today's event? -Gaurav
- What will be the take away? -Gaurav

At the bottom of the list is a text input field labeled 'Enter Your Question' and a 'Submit' button. In the bottom left corner, there is a 'Message us' button. In the bottom right corner, there is a 'QNA' label. The interface also features decorative elements: a 'Selfie' label on the left, a 'Poll' label on the right, and a 'QNA' label in the bottom right corner.

# Interactive Program – Selfie Junction



# Different types of validations

**Prinknest**  
Technology LLP

Please enter your registered email id

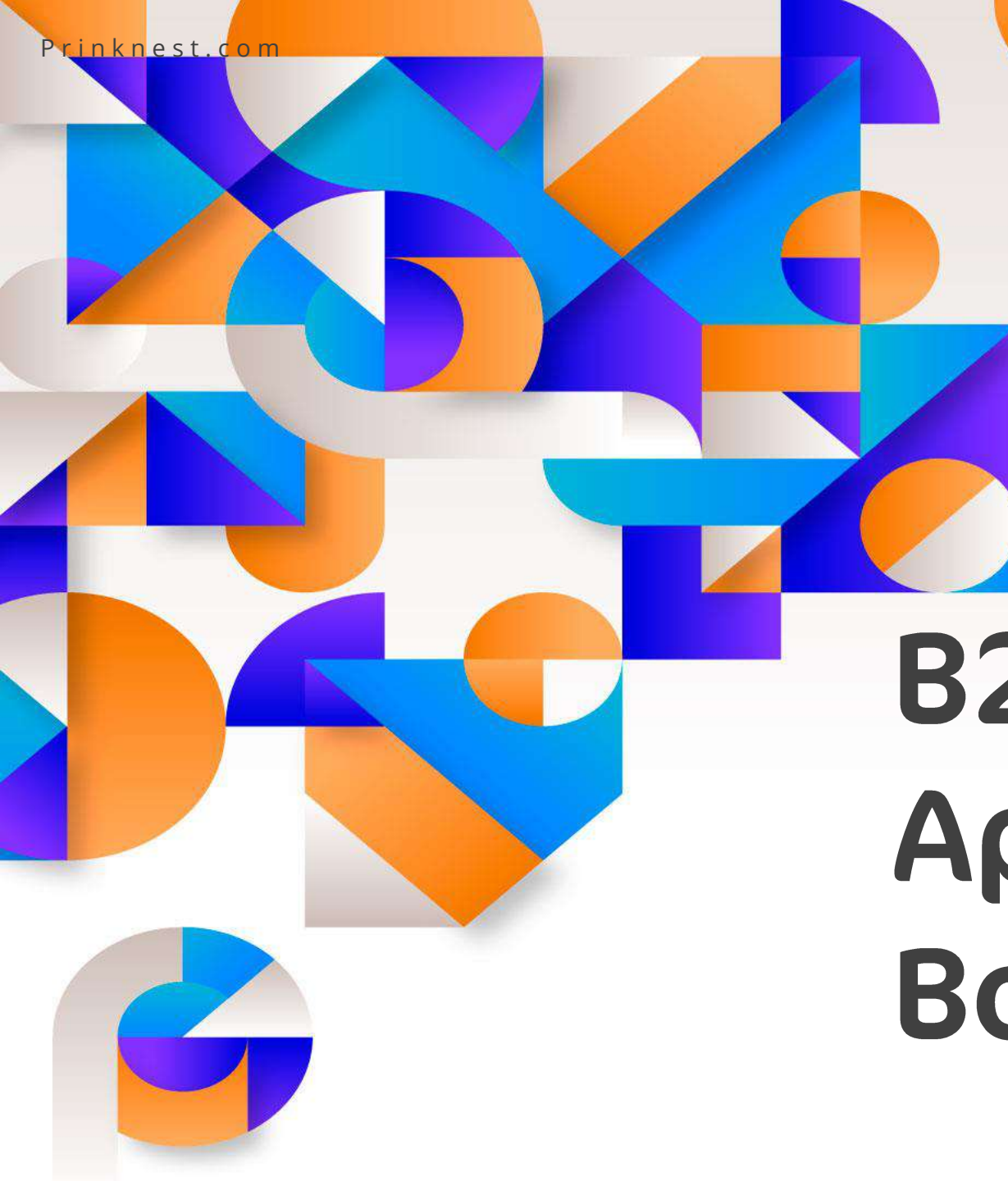
This field is required.

I confirm that I am a Tech Professional & I accept the terms of use

This field is required.

\*Fields are mandatory

**The email field must contain a previously existing value in the database.**



# B2B & Visitor's Appointment Booking



# B2B Appointment Booking

The screenshot displays the Prinknest B2B Appointment Booking interface. At the top left is the Prinknest logo. The top right shows the user profile for 'Sap Labs Delegate'. A navigation bar contains 'Dashboard', 'Your Appointments', and 'Company Appointments'. The main content area is titled 'Book your Appointment' and features a grid of eight company logos:

- SAP Labs
- This is Tommy
- London Indian Film Festival & Birmingham Indian Film Festival
- Centroid India
- BIRMINGHAM CITY University
- KYCKER
- Logically.
- SHORTSTV

# B2B Appointment Booking

The screenshot displays a web application interface for B2B appointment booking. A modal window titled "Company Profile" is open, showing the following information:

- COMPANY NAME :** This is Tommy
- COUNTRY :** U.K.
- WEBSITE :** www.thisistommy.com
- COMPANY PROFILE :** We are a modern communication agency who put digital at the heart of integrated ideas. Working together with global brands and movie studios to deliver some of the most innovative marketing campaigns of this digital era. We can be found in London, LA and Singapore. Our clients portfolio includes Google, Red Bull, Netflix, Amazon Prime Video, HBO, Diageo, Haagen Dazs, Audi, BBC and Lucozade Ribena Suntory.
- CORE ACTIVITIES :** Strategy, Communications & Production [Advertising & Marketing Services]
- PRODUCTS/SERVICES (with explanation) :** Strategy: Channel & Content Optimisation, Consumer Behavior / Social Listening, Trend Forecasting | Communications: Brand Positioning, TOV & Campaign Messaging, Visual Identity | Production: AR/VR, Social, Digital Banner Campaigns, Out of Home, Games
- END USERS OF PRODUCTS/SERVICES :** Brands looking to fulfill marketing needs
- PAST ENGAGEMENT WITH INDIA :** Creative, Digital & OOH Campaigns with Netflix India
- BUSINESS INTERESTS :** Entertainment brands in India
- LOCAL AGENT/REPRESENTATIVE IN INDIA :** No
- SPECIFIC INTERESTS/GOALS IN INDIA :** Networking and meeting new brands
- INDIAN COMPANIES YOU WANT TO MEET :** Sports Organisations, Entertainment Brands
- PURPOSE OF VISIT TO FICCI FRAMES 2020 :** Networking
- YOU ARE :** Advertising Agency

At the bottom of the modal, there are two buttons: "Book an appointment" (in green) and "Close" (in red).

The background interface shows a grid of company logos, including SAP Labs, BIRMINGHAM CITY University, KYCKER, Logically., and SHORTSTV. The top right corner of the interface displays "Sap Labs Delegate" with a user icon.

# B2B Appointment Booking

The screenshot displays a web interface for B2B appointment booking. A central modal window titled "Appointment Booking" is open, featuring two main sections: "Pick Your Date" and "Pick Your Time".

**Pick Your Date:** A calendar for May 2021 is shown. The date 18th is selected and highlighted with a blue circle. The calendar grid is as follows:

Su	Mo	Tu	We	Th	Fr	Sa
25	26	27	28	29	30	1
2	3	4	5	6	7	8
9	10	11	12	13	14	15
16	17	18	19	20	21	22
23	24	25	26	27	28	29
30	31	1	2	3	4	5

**Pick Your Time:** A grid of time slots is available for selection. The 03:00 PM slot is currently selected with a blue square. The other slots are unselected.

<input checked="" type="checkbox"/> 03:00 PM	<input type="checkbox"/> 03:30 PM	<input type="checkbox"/> 04:00 PM
<input type="checkbox"/> 04:30 PM	<input type="checkbox"/> 05:00 PM	<input type="checkbox"/> 05:30 PM
<input type="checkbox"/> 06:00 PM	<input type="checkbox"/> 06:30 PM	

At the bottom of the modal, there are two buttons: "Confirm Booking" (green) and "Close" (white with red border).

The background interface shows a grid of client logos, including SAP Labs, This is Tommy, London Indian Film Festival & Birmingham Indian Film Festival, Centroid India, BIRMINGHAM CITY University, KYCKER, Logically., and SHORTSTV.

# B2B Appointment Reports

Prinknest Technology LLP

Sap Labs Delegate

Dashboard Your Appointments Company Appointments

Show 10 entries Search:

Company	Date-time	Status
Kycker	22 Apr 2021 05:00 PM	Waiting
Kycker	20 May 2021 03:30 PM	Waiting
Logically	16 Apr 2021 04:30 PM	Waiting

Showing 1 to 3 of 3 entries Previous 1 Next

© 2020 Prinknest Technology LLP



# Poll Management



# Poll - Admin Portal

Prinknest

Admin

Questions

New

Accepted

Declined

All

Result

Poll

Admin

Online

## All Questions

Decline All

Show 10 entries

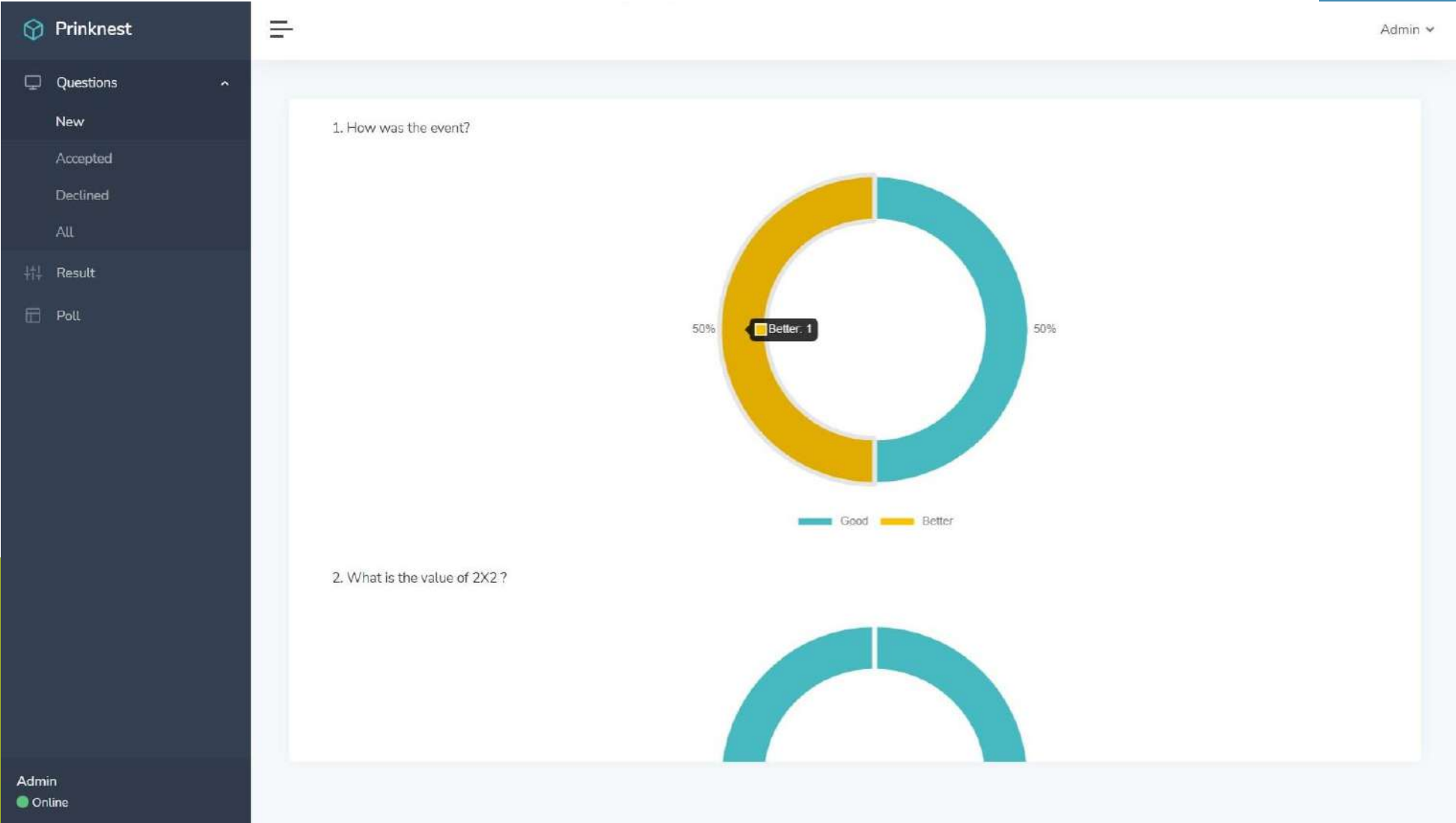
Search:

Questions	Asked By	Vote	Action
How to search anything?	Gaurav Mishra CEO Prinknest LLP	3	<a href="#">Accept</a> <a href="#">Decline</a>

Showing 1 to 1 of 1 entries

Previous 1 Next

# All Poll Result on Admin Portal



# Poll & Result Management

Prinknest
Admin

Questions

New

Accepted

Declined

All

Result

Poll

Admin

Online

Home / Features / Poll

[Add](#)

Show 10 entries Search:

Question	Options	Session Type	Stats	Status	ShowResult	Allow	Action
How was the event?	<ul style="list-style-type: none"> <li>• Good</li> <li>• Better</li> <li>• Best</li> <li>• So SO</li> </ul>	Session 2	<ul style="list-style-type: none"> <li>• 50%</li> <li>• 50%</li> <li>• </li> <li>• </li> </ul>	<input checked="" type="checkbox"/>	<input checked="" type="checkbox"/>	<input checked="" type="checkbox"/>	
What is the value of 2X2?	<ul style="list-style-type: none"> <li>• 4</li> <li>• 5</li> <li>• 6</li> <li>• 8</li> </ul>	Session 1	<ul style="list-style-type: none"> <li>• 100%</li> <li>• </li> <li>• </li> <li>• </li> </ul>	<input checked="" type="checkbox"/>	<input checked="" type="checkbox"/>	<input checked="" type="checkbox"/>	

Showing 1 to 2 of 2 entries Previous 1 Next

# Multiple type Dynamic Poll Creation

The image shows a screenshot of the Prinknest application interface. A modal window titled "Add Poll" is open in the center, allowing for the creation of a new poll. The form includes the following fields:

- Poll Question:** A text input field containing "Poll Question".
- Poll Type:** A dropdown menu set to "Single".
- Session Type:** A dropdown menu set to "Select Session".
- Number of option:** A text input field containing "Number of Option".
- Option 1st:** A text input field containing "Poll Option".

At the bottom of the modal, there are "Close" and "Submit" buttons. The background shows a dashboard with a sidebar on the left containing navigation options like "Questions", "New", "Accepted", "Declined", "All", "Result", and "Poll". The main content area displays a list of questions, including "How was the event?" and "What is the value of 2X2?". A table at the bottom right shows columns for "showResult", "Allow", and "Action". The top right corner of the dashboard has an "Admin" dropdown menu.

# Dynamic Options on Multiple choice Poll

The screenshot displays the Prinknest application interface. On the left is a dark sidebar with navigation options: Questions, New, Accepted, Declined, All, Result, and Poll. The main content area shows a list of questions, with one selected: "How was the event?". A modal window titled "Add Poll" is open in the center, containing the following fields:

- Poll Question:** A text input field with the placeholder "Poll Question".
- Poll Type:** A dropdown menu set to "Multiple".
- Session Type:** A dropdown menu set to "Select Session".
- Number of option:** A numeric input field containing the value "2".
- Option 1st:** A text input field with the placeholder "Poll Option".
- Option 2nd:** A text input field with the placeholder "Poll Option".

At the bottom of the modal are "Close" and "Submit" buttons. The background shows a table of poll results with columns for "showResult", "Allow", and "Action".

# Session Based Poll Management

The screenshot displays the Prinknest application interface. On the left is a dark sidebar with navigation options: Questions, New, Accepted, Declined, All, Result, and Poll. The main content area shows a poll management page with a table of questions. A modal window titled "Add Poll" is open in the center, containing the following fields:

- Poll Question:** A text input field with the placeholder "Poll Question".
- Poll Type:** A dropdown menu currently set to "Multiple".
- Session Type:** A dropdown menu currently set to "Session 2".
- Number of option:** A text input field with the value "4".
- Option 1st:** A text input field with the placeholder "Poll Option".
- Option 2nd:** A text input field with the placeholder "Poll Option".
- Option 3rd:** A text input field with the placeholder "Poll Option".
- Option 4th:** A text input field with the placeholder "Poll Option".

At the bottom of the modal are "Close" and "Submit" buttons. The background interface shows a table with columns for "showResult", "Allow", and "Action", and a pagination control at the bottom right with "Previous", "1", and "Next" buttons.



# Controllers, Reports & Dashboard



# Admin Dashboard

**Prinknest Reports**

Pages

- Dashboard
- Staff
- Reports
  - Attendee Report
  - Unique Attendee Report
  - Virtual Library
  - Tab Clicked
  - Panel Discussion
  - Key Note
  - Feedback Report
- Import Emails
- Truncate Database

Admin

● Online

☰
Gaurav Mishra ▼

Welcome back, Gaurav Mishra

Visitors Total

490

Downloads Total

6

Staff Total

3

Activity Yearly

415

Excel

Show 10 entries Search:

User Agent	Total Number
iOS Edge 88.0.4324.96	1
iOS Safari 602.1	1
iOS Safari 604.1	2
Windows 10 Chrome 88.0.4324.150	269
Windows 10 Chrome 88.0.4324.182	128
Windows 10 Chrome 88.0.4324.96	56
Windows 10 Chrome 89.0.4389.114	2
Windows 10 Chrome 89.0.4389.90	1
Windows 10 Chrome 90.0.4430.93	2
Windows 10 Edge 88.0.705.56	28

Showing 1 to 10 of 10 entries Previous 1 Next

# All Visitor Report with total time

**Prinknest Reports**

Pages

- Dashboard
- Staff
- Reports
- Import Emails
- Truncate Database

Admin ● Online

Gaurav Mishra

## Users

Excel
Show 10 entries
Search:

Name	Email	Mobile	City	Hospital	Login Date	Login Time	Logout Date	Logout Time	Total Time	Logged in via	PD	Keyno
Gaurav	itm.gaurav@gmail.com		Delhi		04-05-2021	17:27:12	04-05-2021	17:31:57	0:4:45	Windows 10 Chrome 90.0.4430.93	YES	NO
Gaurav	itm.gaurav@gmail.com		Delhi		03-05-2021	15:41:54	03-05-2021	15:42:22	0:0:28	Windows 10 Chrome 90.0.4430.93	YES	NO
Gaurav	itm.gaurav@gmail.com		Delhi		15-04-2021	14:01:06	15-04-2021	14:04:18	0:3:12	Windows 10 Chrome 89.0.4389.114	YES	NO
Gaurav	itm.gaurav@gmail.com		Delhi		15-04-2021	11:34:38	15-04-2021	11:36:09	0:1:31	Windows 10 Chrome 89.0.4389.114	NO	NO
Gaurav	itm.gaurav@gmail.com		Delhi		20-03-2021	17:23:08	20-03-2021	17:24:49	0:1:41	Windows 10 Chrome 89.0.4389.90	YES	NO
Gaurav	itm.gaurav@gmail.com		Delhi		26-02-2021	14:03:55	26-02-2021	14:04:16	0:0:21	Windows 10 Chrome 88.0.4324.182	NO	NO


# Unique Visitor Report with total time

Prinknest Report

Pages

- Dashboard
- Staff
- Reports
  - Attendee Report
  - Unique Attendee Report
  - Virtual Library
  - Tab Clicked
  - Panel Discussion
  - Key Note
  - Feedback Report
- Import Emails
- Truncate Database

Admin ● Online

 Gaurav Mishra

## Users

Excel

Show  entries Search:

Name	Email	Mobile	City	Hospital	Login Date	Login Time	Logout Date	Logout Time	Total Time	Logged in via	PD
demo	demo@sap.com		Delhi		24-02-2021	17:13:24	24-02-2021	17:15:29	0 : 2 : 5	Windows 10 Chrome 88.0.4324.182	YES
anjali	anjali.sharma04@sap.com		lucknow		24-02-2021	14:22:27	24-02-2021	14:24:53	0 : 2 : 26	Windows 10 Chrome 88.0.4324.182	YES
Gaurav Mishra	itm.gaurav@gmail.com		Lucknow		24-02-2021	12:25:06	24-02-2021	13:33:55	1 : 8 : 49	Windows 10 Chrome 88.0.4324.182	YES
Vipinchoubey	vipinchoubey35@gmail.com		Lucknow		12-02-2021	16:39:31	12-02-2021	16:51:33	0 : 12 : 2	Windows 10 Chrome 88.0.4324.150	YES

Showing 1 to 4 of 4 entries Previous 1 Next

# User's Clicked Report

Prinknest Report

Pages

- Dashboard
- Staff
- Reports
- Attendee Report
- Unique Attendee Report
- Virtual Library
- Tab Clicked
- Panel Discussion
- Key Note
- Feedback Report
- Import Emails
- Truncate Database

Admin Online

Gaurav Mishra

## Clicked Report

Excel

Show 10 entries

Name	Email	Mobile	City	Hospital	PD	KN	VL
Gaurav	itm.gaurav@gmail.com		Delhi		Yes		
Gaurav	itm.gaurav@gmail.com		Delhi		Yes		
Gaurav	itm.gaurav@gmail.com		Delhi		Yes		
Gaurav	itm.gaurav@gmail.com		Delhi		Yes		
demo	demo@sap.com		Delhi		Yes		
vipin	demo@sap.com		lucknow		Yes		
demo	demo@sap.com		Lucknow		Yes		
anjali	anjali.sharma04@sap.com		lucknow		Yes		
Vipin	vipinchoubey35@gmail.com		Lucknow		Yes		
Vipin	vipinchoubey35@gmail.com		Lucknow		Yes		

Showing 1 to 10 of 30 entries

Previous **1** 2 3 Next

# Feedback/Poll Reports

**Prinknest Report**

Pages

- Dashboard
- Staff
- Reports
  - Attendee Report
  - Unique Attendee Report
  - Virtual Library
  - Tab Clicked
  - Panel Discussion
  - Key Note
  - Feedback Report
- Import Emails
- Truncate Database

Admin  
Online

☰
Gaurav Mishra

## Poll Report

Excel
Show 10 entries
Search:

Name	Email	Mobile	City	Hospital	Q1	Q2	Q3	Q4	Rating	Suggestion	Feedback Time
Gaurav	itm.gaurav@gmail.com		Delhi		Yes	Yes	Yes	Yes	1		20 Mar 2021 17:24 PM
demo	demo@sap.com		Lucko		Yes	Yes	Yes	Yes	1	GHg	24 Feb 2021 17:21 PM
anjali	anjali.sharma04@sap.com		lucknow		Yes	Yes	Yes	Yes	1	fhfh	24 Feb 2021 14:24 PM
Vipin	vipinchoubey35@gmail.com		Lucknow		Yes	Yes	Yes	Yes	1	Hello	24 Feb 2021 14:11 PM
Vipin	vipinchoubey35@gmail.com		Lucknow		Yes	Yes	Yes	Yes	1	hello	24 Feb 2021 13:29 PM
Gaurav Mishra	itm.gaurav@gmail.com		Lucknow		Yes	Yes	Yes	Yes	1	bvvggh	24 Feb 2021 13:33 PM
Vipin	vipinchoubey35@gmail.com		Lucknow		Yes	Yes	Yes	Yes	1	nbn	18 Feb 2021 11:32 AM
											12 Feb 2021

# Pre-Register Email Import

The screenshot displays the Prinknest Report web application interface. On the left is a dark sidebar with the following menu items: 'Prinknest Report' (with a cube icon), 'Pages', 'Dashboard' (with a grid icon), 'Staff' (with a person icon), 'Reports' (with a document icon and a dropdown arrow), 'Import Emails' (with a document icon), and 'Truncate Database' (with a database icon). At the bottom of the sidebar, there is a user profile for 'Admin' with a green 'Online' status indicator. The main content area has a light blue header with a hamburger menu icon on the left and a user profile for 'Gaurav Mishra' on the right. Below the header, the main area contains a file selection interface with the text 'Select Excel File', a 'Choose File' button, and the text 'No file chosen'. To the right of this interface is a teal 'Import' button.



# Hosting & Server Management



# Hosting on all renowned Clouds

The screenshot displays the AWS website interface. At the top left is the AWS logo. The top right contains navigation links: Contact Us, Support, English, My Account, and a prominent orange button for 'Sign in to the Console'. Below the logo is a horizontal navigation bar with links for Products, Solutions, Pricing, Documentation, Learn, Partner Network, AWS Marketplace, Customer Enablement, Events, and Explore More. A search icon is also present.

The main content area is divided into three sections:

- Featured Services:** A vertical list of service categories including Analytics, Application Integration, AWS Cost Management, Blockchain, Business Applications, **Compute** (highlighted), Contact Center, Containers, Database, Developer Tools, End User Computing, Front-End Web & Mobile, Game Tech, Internet of Things, Machine Learning, Management & Governance, Media Services, Migration & Transfer, Networking & Content Delivery, Quantum Technologies, Robotics, Satellite, and Security, Identity, & Compliance.
- Amazon EC2:** A section titled 'Amazon EC2' with the subtitle 'Virtual servers in the cloud'. It lists several services:
  - Amazon EC2 Auto Scaling:** Scale compute capacity to meet demand.
  - Amazon Lightsail:** Launch and manage virtual private servers.
  - AWS Batch:** Run batch jobs at any scale.
  - AWS Elastic Beanstalk:** Run and manage web apps.
  - AWS Lambda:** Run code without thinking about servers.
  - AWS Outposts:** Run AWS infrastructure on-premises.
  - AWS Serverless Application Repository:** Discover, deploy, and publish serverless applications.
  - AWS Snow Family:** Physical devices to aggregate and process data in edge locations, then transfer to AWS.
  - AWS Wavelength:** Deliver ultra-low latency applications for 5G devices.
  - VMware Cloud on AWS:** Build a hybrid cloud without custom hardware.
- Customer Enablement:** An overlay window with a close button (X) in the top right corner. It contains four service cards:
  - AWS IQ:** Complete your projects faster with help from AWS Certified third-party experts.
  - AWS Managed Services:** Operate your AWS infrastructure for you.
  - AWS Professional Services:** Accelerate your business outcomes with AWS.
  - AWS Training and Certification:** Build and validate your skills and technical expertise.

At the bottom left of the screenshot, the text 'Build with AWS' is partially visible.

# Managed Elastic Cloud Services

aws Services  [Alt+S] Prinknest Mumbai Support

1. Choose AMI 2. **Choose Instance Type** 3. Configure Instance 4. Add Storage 5. Add Tags 6. Configure Security Group 7. Review

## Step 2: Choose an Instance Type

<input type="checkbox"/>	t3	t3.medium	2	4	EBS only	Yes	Up to 5 Gigabit	Yes
<input type="checkbox"/>	t3	t3.large	2	8	EBS only	Yes	Up to 5 Gigabit	Yes
<input type="checkbox"/>	t3	t3.xlarge	4	16	EBS only	Yes	Up to 5 Gigabit	Yes
<input type="checkbox"/>	t3	t3.2xlarge	8	32	EBS only	Yes	Up to 5 Gigabit	Yes
<input type="checkbox"/>	t3a	t3a.nano	2	0.5	EBS only	Yes	Up to 5 Gigabit	Yes
<input type="checkbox"/>	t3a	t3a.micro	2	1	EBS only	Yes	Up to 5 Gigabit	Yes
<input type="checkbox"/>	t3a	t3a.small	2	2	EBS only	Yes	Up to 5 Gigabit	Yes
<input type="checkbox"/>	t3a	t3a.medium	2	4	EBS only	Yes	Up to 5 Gigabit	Yes
<input type="checkbox"/>	t3a	t3a.large	2	8	EBS only	Yes	Up to 5 Gigabit	Yes
<input type="checkbox"/>	t3a	t3a.xlarge	4	16	EBS only	Yes	Up to 5 Gigabit	Yes
<input checked="" type="checkbox"/>	t3a	t3a.2xlarge	8	32	EBS only	Yes	Up to 5 Gigabit	Yes
<input type="radio"/>	t4g	t4g.nano	2	0.5	EBS only	Yes	Up to 5 Gigabit	Yes
<input type="radio"/>	t4g	t4g.micro	2	1	EBS only	Yes	Up to 5 Gigabit	Yes
<input type="radio"/>	t4g	t4g.small	2	2	EBS only	Yes	Up to 5 Gigabit	Yes
<input type="radio"/>	t4g	t4g.medium	2	4	EBS only	Yes	Up to 5 Gigabit	Yes

Free Trial available

Cancel Previous **Review and Launch** Next: Configure Instance Details

Feedback English (US) © 2008 - 2021, Amazon Internet Services Private Ltd. or its affiliates. All rights reserved. Privacy Policy Terms of Use Cookie preferences

# Highly Secured & Dynamic Codes

```
( function ( ko, datacontext ) )
<div style="background-image:url(/pix/samples/bgl.gif);
background-color:yellowgreen; color:white;
height:200px;">
<p>The image can be tiled across the background, while the text runs across the top.</p>
</div>
```

```
// persisted properties
```

```
<html> <p style="font-weight:bold;">HTML font code is done using CSS.</p>
<html> <body style="background-color:yellowgreen;color:white;">
<html> <:todolistid = data.todoIdb;
```

```
// Non - persisted properties
```

```
<html> <errorMessage = ko , observable() ;
```

```
<p style="color:orange;">HTML font code is done using CSS.</p>
```

```
function todoItem(data) {
var self = this;
data = data || {};
```

```
<p>You can make <span style="font-style:italic">some</span> the HTML 'span' tag.
<p>You can bold <span style="">parts</span> of your text using the HTML tag.</p>
```

```
<html> <p style="font-weight:bold;">
HTML font code is done using CSS.</p>
<html> <body style="background-
color:yellowgreen;
color:white;">
<html> <:todolistid = data.todoIdb;
```

```
todoItem(data) {
var self = this;
data = data || {};
```

```
todoItem(data) {
var self = this;
data = data || {};
```

```
<p>You can make <span style="font-style:italic">some</span> the HTML 'span' tag.
<p>You can bold <span style="">parts</span> of your text using the HTML tag.</p>
<p>You can make <span style="font-style:italic">some</span> the HTML 'span' tag.
<p>You can bold <span style="">parts</span> of your text using the HTML tag.</p>
```

```
// Non - persisted properties
<html> <errorMessage = ko , observable() ;
```

```
// Non - persisted properties
```

```
<html> <errorMessage = ko , observable() ;
```

```
<p style="color:orange;">HTML font code is done using CSS.</p>
```

```
function todoItem(data) {
var self = this;
data = data || {};
```

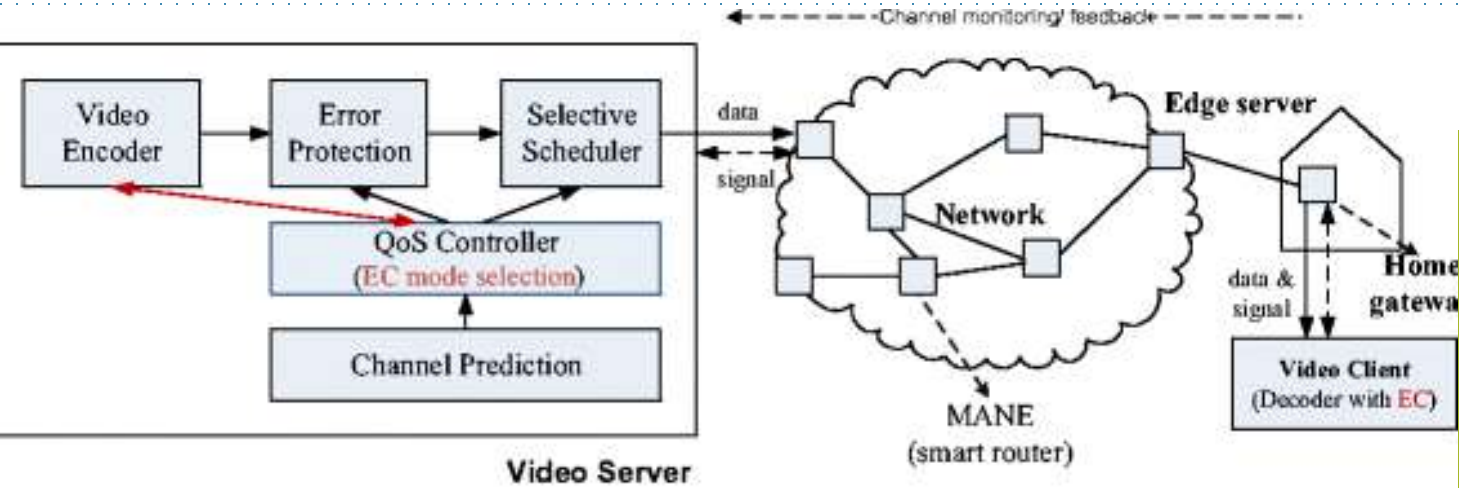
```
<p>You can make <span style="font-style:italic">some</span> the HTML 'span' tag.
<p>You can bold <span style="">parts</span> of your text using the HTML tag.</p>
```

```
<p>You can make----- <span style="font- alic">
<p>You can make----- <span style="font- alic">
<p>You can make----- <span style="font- alic">
<p>You can make----- <span style="font- alic">
<p>You can make----- <span style="font- alic">
```

```
todoItem(data) {
var self = this;
data = data || {};
```

CompareObjects.css

0011010110100100	xxl a	AAPP01	10460	Benefits	10 : 37	NSA
0011010110100100	xxl a	AAPP01	35246	Payroll taxes	10 : 12	NSA
0011010110100100	xxl a	AAPP01	76745	Salaries	11 : 01	NSA
0011010110100100	xxl a	AAPP01	76023	Commissions and bonuses	12 : 44	NSA
0011010110100100	xxl a	AAPP01	23674	Personnel Total	13 : 32	NSA
0011010110100100	xxl a	AAPP01	10460	Benefits	10 : 37	NSA
0011010110100100	xxl a	AAPP01	35246	Payroll taxes	10 : 12	NSA
0011010110100100	xxl a	AAPP01	76745	Salaries	11 : 01	NSA
0011010110100100	xxl a	AAPP01	76023	Commissions and bonuses	12 : 44	NSA
0011010110100100	xxl a	AAPP01	23674	Personnel Total	13 : 32	NSA
0011010110100100	xxl a	AAPP01		Stocks Exchange : bye 44% food		
0011010110100100	xxl a	AAPP01		Company (As) : centre		
0011010110100100	xxl a	AAPP01		Worminnud against Motice team		
0011010110100100	xxl a	AAPP01		0.83745r7t ----- +453u594		
0011010110100100	xxl a	AAPP01		77% -----m AP Marketing		
0011010110100100	xxl a	AAPP01		0000.09 -02.75583+ Times		
0011010110100100	xxl a	AAPP01				

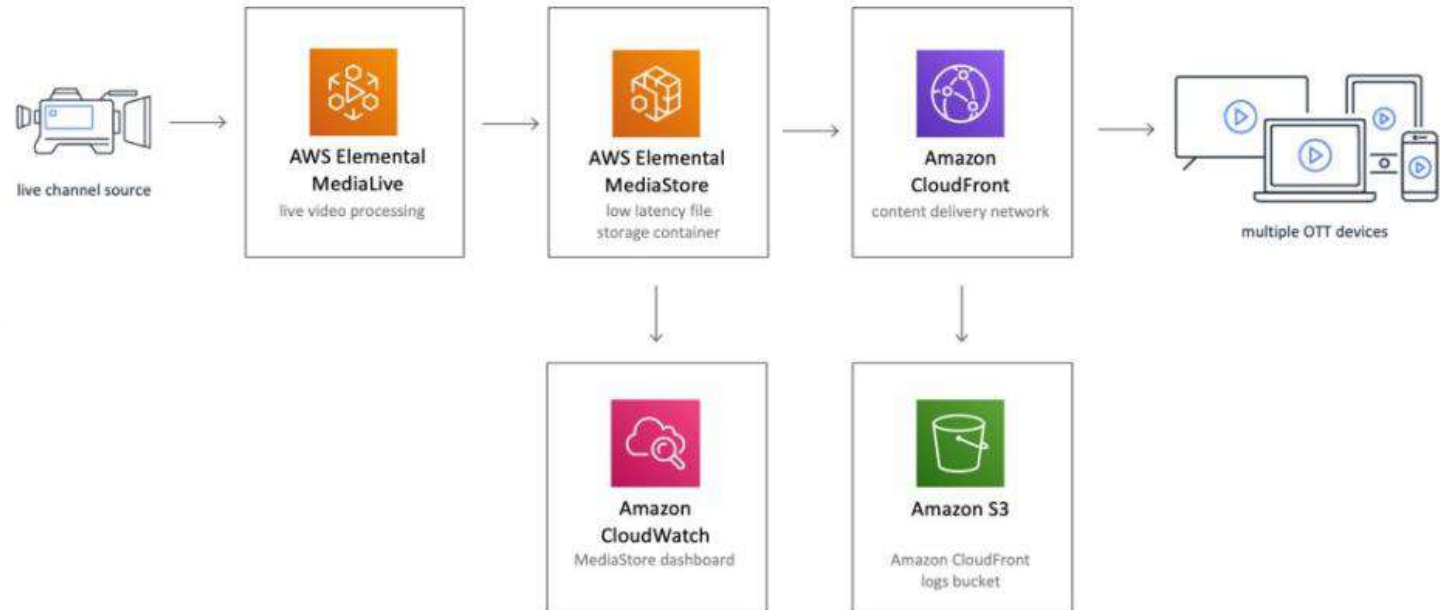


- Error Protection
- Forward Error Correction (FEC)
  - Unequal Error Protection (UEP)

- Error Recovery
- Error Concealment
  - Interpolation / Picture copy / ...

# High End General Architecture of Video Streaming

# High End AWS Architecture of Video Streaming



# Secured Server Configuration



We are offering all world class Managed cloud i.e. AWS, Google Cloud Services, Digital Ocean, Alibaba Cloud etc. with highly secured architecture designs. Prinknest Technology LLP take care all kind of CDN, Security & License related needs. We provide 99.99% uptime guarantee of our hosted applications and cloud services with all licenses.

**99.99%** Uptime Guarantee

We make sure all your visitors / users will get experience similar to on-ground events in terms of Lobby, Booth, Database Security etc.





# Contact Us

We are available just a call or email away. Try to get in touch from following of any options. You can contact us through our social media pages by dropping your contact number or email address.

You may also love to follow our social media pages to get some good feeds on regular basis, regarding our on-going works.



## Location

---

RZ 123 D, Plot No.1, RZ-4-A, 1<sup>st</sup> Floor,  
Palam Dabri Road, Vaishali, New Delhi-45

## Contact

---

**Phone** : +91 85 888 40302

**E-mail** : info@prinknest.com